

OSCILLATORS SMD TYPE CERAMIC (5 x 3.2)



Application of SMD OSC:

- PCMCIA Card
- CCD
- Portable PC
- Wireless Lan



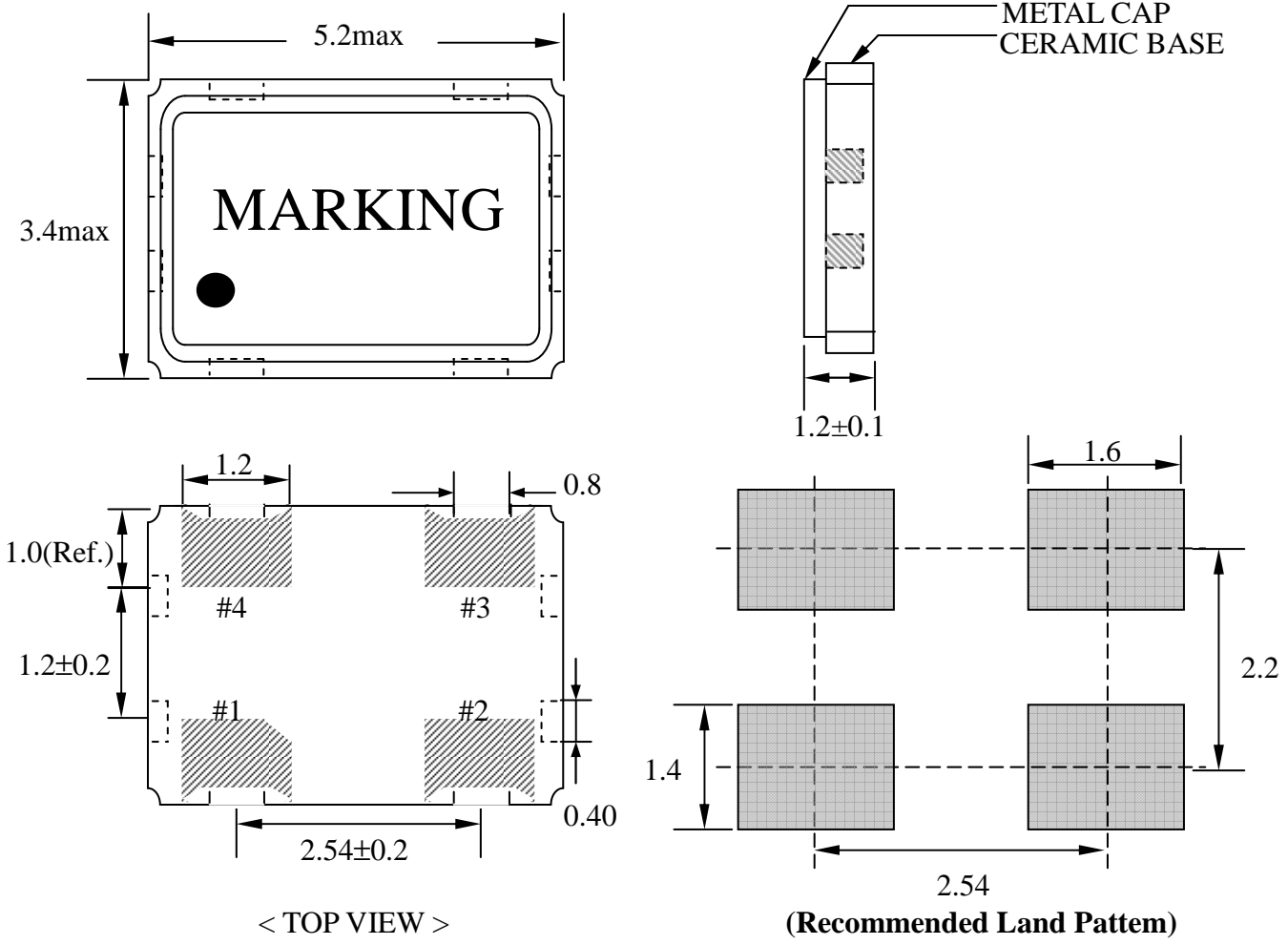
{ Features }

Seam welding
Excellent solderability

Electrical Specification:

Model		NAOH 53				
Frequency Range	MHz	1.0 ~ 125.0				
Frequency Stability	PPM	A:±100 B:±50 C: ±30 D: ±25				
Environmental Condition						
Operating Temp Range	°C	0 ~ 70 , -40 ~ 85				
Storage Temp Range		-55 ~ 125				
Power Supply Voltage	V DC	5.0V±10%	3.3V±10%	2.8V±5%	2.5V±5%	1.8V±5%
Output Level		CMOS				
Output Symmetry	%	40% ~ 60% or 45% ~ 55%(at 55% V DC)				
Input Current						
1.0 ~ 9.99 MHz	mA max	20	7	6	6	5
10.0 ~ 19.99 MHz		20	7	8	8	6
20.0 ~ 31.99 MHz		25	12	8	8	6
32.0 ~ 49.99 MHz		35	20	20	20	15
50.0 ~ 79.99 MHz		50	25	20	20	15
80.0 ~ 99.99 MHz		60	30		20	20
100.0 ~ 125.0 MHz		80	40		30	25
Rise and Fall Time						
1.0 ~ 9.99 MHz	ns max	15	20	5	5	5
10.0 ~ 19.99 MHz		15	15	5	5	5
20.0 ~ 31.99 MHz		15	10	5	5	5
32.0 ~ 49.99 MHz		15	10	5	5	5
50.0 ~ 79.99 MHz		10	8	5	5	4
80.0 ~ 99.99 MHz		10	5	5	5	3
100.0 ~ 125.0 MHz		10	4	5	5	3
Output Load		15 pF				

Dimensions (mm):



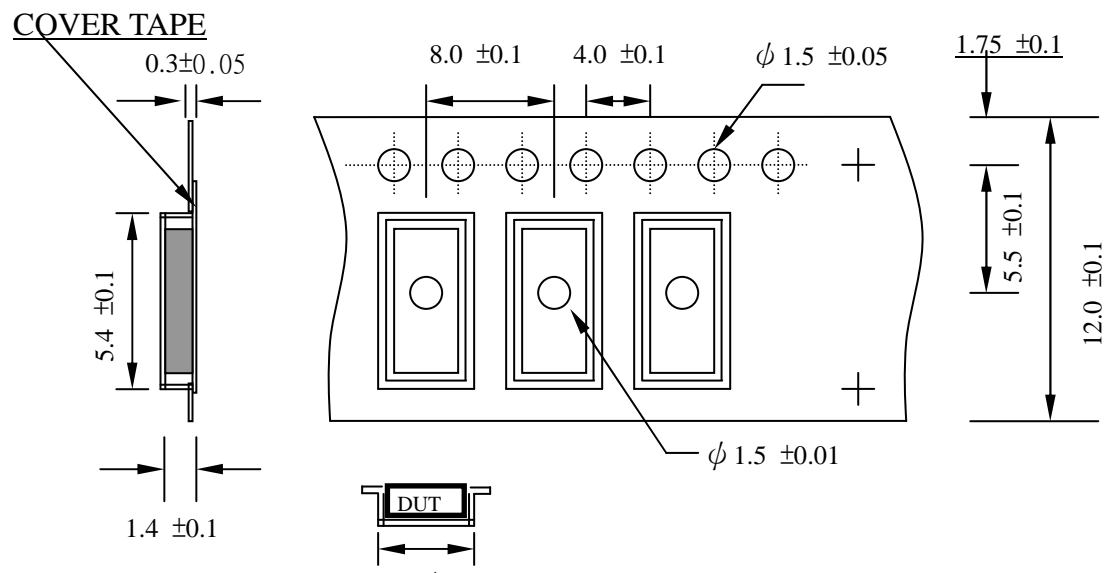
< TOP VIEW >

(Recommended Land Pattern)

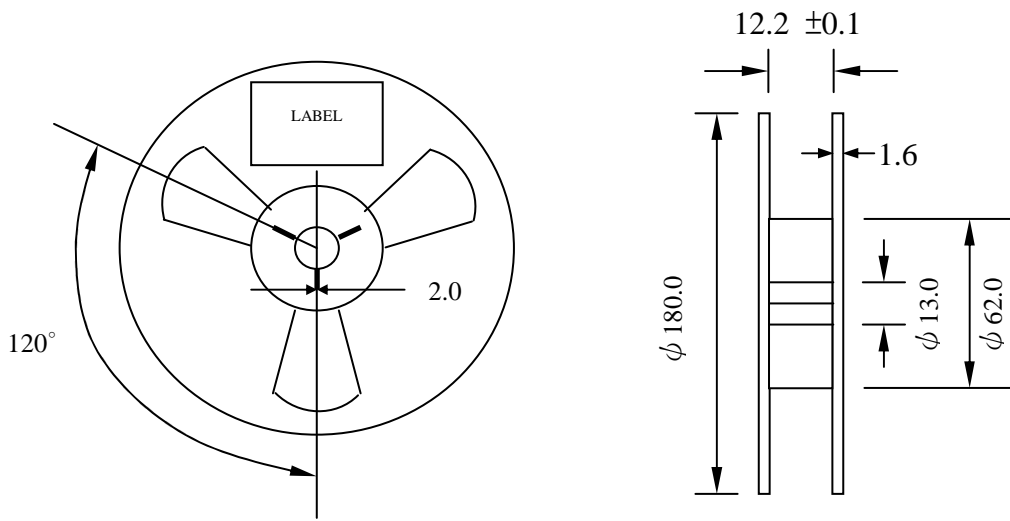
#1: ENABLE / DISABLE FUNCTION

INH (PIN 1)	→	OUTPUT (PIN 3)	# NO.: define
High (OPEN)	→	Operating	#4: VDD #3: OUTPUT
LOW	→	High impedance	#1: E/D #2: GND

Tape specification (mm):



Reel packing (mm):



TOLERANCE : $\pm 0.2(\text{mm})$

Reflow Temperature Profile:

