


FCX-03




◆ FEATURES

- AT-cut crystal unit / frequency range 8 ~ 60 MHz.
- 5.0 × 3.2 × 1.5 mm Max. / 60 mg.
- Ceramic package sealed with resin.
- 23 years of production history.

◆ APPLICATIONS

- Applications that require an accurate clock source.



◆ STANDARD SPECIFICATIONS / ORDERING INFORMATION

Ordering Number (Sample): **C3A** — **10000** — **080** — **C P2** — **150** — **G X ##**
 (1) (2) (3) (4) (5) (6) (7) (8) (9)

(1) Type
C3A

(2) Nominal Frequency	
8.000 ~ 60.000 MHz	e.g. 10.000 MHz = 10000

(3) Load Capacitance	
8.0, 10.0 pF*1	e.g. 8.0 pF = 080

*1 Other capacitances available

(4) Frequency Tolerance @ 25°C	
±15 ppm	C
±20 ppm	D
±30 ppm	E
±50 ppm	F
Other	N

(5) Operating Temperature	Frequency Temperature Characteristics (with reference to 25°C)			
	±15 ppm	±20 ppm	±30 ppm	±50 ppm
-20 ~ +70°C	P2	P3	P4	P5
-30 ~ +85°C	-	Q3	Q4	Q5
-40 ~ +85°C	-	-	R4	R5
Other	NN			

(6) Equivalent Series Resistance	
8 ~ 9 MHz: 500Ω Max.	500
9 ~ 9.5 MHz: 250Ω Max.	250
9.5 ~ 10 MHz: 200Ω Max.	200
10 ~ 12 MHz: 150Ω Max.	150
12 ~ 16 MHz: 100Ω Max.	100
16 ~ 30 MHz: 70Ω Max.	070
30 ~ 60 MHz: 50Ω Max.	050
Other	NNN

(7) Storage Temperature*2	
-40 ~ +85°C	G
Other	N

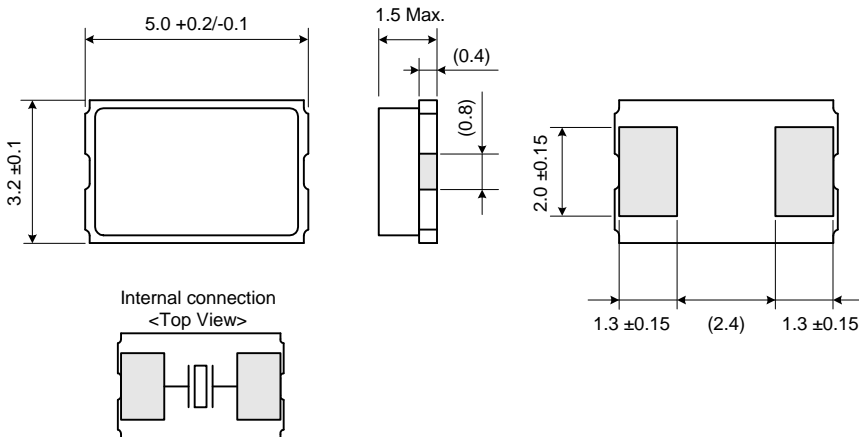
*2 Not applicable to packing materials

(8) Tape & Reel (φ330 or φ180 mm)	
3000 pcs/reel (φ330 mm)	X
1000 pcs/reel (φ180 mm)	Y
Other	N

(9) RIVER Use Only (As needed)	
Drive Level	
500 μW Max.	

- The codes for the Ordering Number are indicated in blue, and the specifications are described in black.
- Not all combinations of options are available as standard.
- For specifications other than those above, please contact our sales / website and let us know your specific requirements.

◆ OUTLINE DEMENSIONS



◆ LAND PATTERN

Unit: mm

